

Survey of Entering Student Engagement - Montgomery College (2020 Administration)

2020 Benchmark Scores Report - Main Survey

Comparison Group: Extra-Large Colleges in the 2020 Cohort*

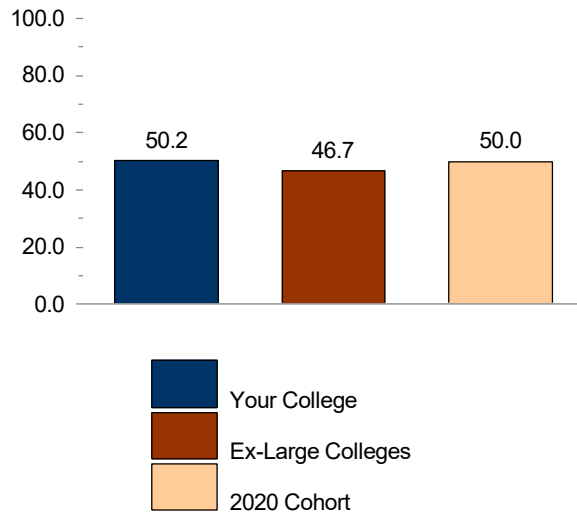
Entering Students Only

[Weighted]

Benchmark	Your College	Ex-Large Colleges		2020 Cohort	
	Score	Score	Difference	Score	Difference
Early Connections	50.2	46.7	3.4	50.0	0.2
High Expectations and Aspirations	47.0	50.0	-3.0	50.0	-3.0
Clear Academic Plan and Pathway	47.4	46.2	1.1	50.0	-2.6
Effective Track to College Readiness	48.3	49.0	-0.7	50.0	-1.7
Engaged Learning	62.4	47.8	14.6	50.0	12.4
Academic and Social Support Network	49.6	47.4	2.2	50.0	-0.4

* The comparison group and cohort columns on this page INCLUDE your college.

**Survey of Entering Student Engagement
Montgomery College (2020 Administration)
2020 Benchmark Bar Chart - Main Survey**
Comparison Group: Extra-Large Colleges in the 2020 Cohort*
Entering Students Only
[Weighted]
Early Connections (EARLYCON)



* The comparison group and cohort bars on this page INCLUDE your college.

Survey of Entering Student Engagement - Montgomery College (2020 Administration)

2020 Benchmark Means Report - Main Survey

Comparison Group: Extra-Large Colleges in the 2020 Cohort*

Entering Students Only

[Weighted]

Early Connections (EARLYCON)

		Your College	Ex-Large Colleges		2020 Cohort	
Item	Variable	Mean	Mean	Effect Size**	Mean	Effect Size**
Item 18: Think about your experiences from the time of your decision to attend this college through the end of the first three weeks of your first semester/quarter.						
1 = Strongly disagree, 2 = Disagree, 3 = Neutral, 4 = Agree, 5 = Strongly agree						
18a. The very first time I came to this college I felt welcome [EARLYCON]	WELCOME	4.02	3.97		4.05	
18i. The college provided me with adequate information about financial assistance (scholarships, grants, loans, etc.) [EARLYCON]	FAINFO	3.34	3.38		3.49	
18j. A college staff member helped me determine whether I qualified for financial assistance [EARLYCON]	QUALFA	2.99	2.91		3.06	
18p. At least one college staff member (other than an instructor) learned my name [EARLYCON]	CSTAFNAM	3.52	3.09	0.34**	3.29	
One or more items in this benchmark are not suited to means calculations. Please see the Frequency Distribution that follows for these items.						

* The comparison group and cohort columns on this page EXCLUDE your college.

** T-test: 2-tailed

If a row contains less than 50 respondents, interpret the comparison results cautiously.

Survey of Entering Student Engagement - Montgomery College (2020 Administration)

2020 Benchmark Frequency Distributions - Main Survey

Comparison Group: Extra-Large Colleges in the 2020 Cohort*

Entering Students Only

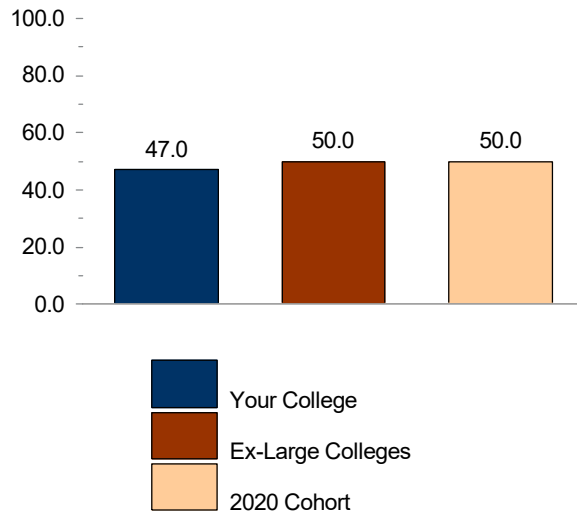
[Weighted]

Early Connections (EARLYCON)

			Your College		Ex-Large Colleges		2020 Cohort	
Item	Variable	Responses	Count	Percent	Count	Percent	Count	Percent
Item 18: Think about your experiences from the time of your decision to attend this college through the end of the first three weeks of your first semester/quarter.								
18a. The very first time I came to this college I felt welcome [EARLYCON]	WELCOME	Strongly disagree	2	0.6	138	0.7	425	0.6
		Disagree	3	1.0	373	1.9	1,154	1.7
		Neutral	87	27.5	4,969	25.4	15,344	22.1
		Agree	120	37.9	8,467	43.3	30,260	43.6
		Strongly agree	105	33.0	5,605	28.7	22,287	32.1
		Total	318	100.0	19,553	100.0	69,470	100.0
18i. The college provided me with adequate information about financial assistance (scholarships, grants, loans, etc.) [EARLYCON]	FAINFO	Strongly disagree	13	4.2	1,275	6.5	3,874	5.6
		Disagree	61	19.4	3,017	15.5	9,553	13.8
		Neutral	106	33.4	5,601	28.7	18,748	27.0
		Agree	77	24.4	6,200	31.8	22,867	33.0
		Strongly agree	59	18.6	3,427	17.6	14,280	20.6
		Total	316	100.0	19,521	100.0	69,322	100.0
18j. A college staff member helped me determine whether I qualified for financial assistance [EARLYCON]	QUALFA	Strongly disagree	27	8.6	2,371	12.2	7,059	10.2
		Disagree	99	31.5	5,715	29.4	17,964	26.0
		Neutral	86	27.3	5,007	25.7	18,063	26.1
		Agree	55	17.3	3,969	20.4	15,551	22.5
		Strongly agree	48	15.3	2,396	12.3	10,489	15.2
		Total	316	100.0	19,458	100.0	69,126	100.0
18p. At least one college staff member (other than an instructor) learned my name [EARLYCON]	CSTAFNAM	Strongly disagree	29	9.3	2,770	14.2	8,129	11.7
		Disagree	47	14.9	4,581	23.5	14,136	20.4
		Neutral	61	19.5	3,961	20.3	12,991	18.8
		Agree	84	26.8	4,464	22.9	17,316	25.0
		Strongly agree	93	29.5	3,703	19.0	16,649	24.1
		Total	315	100.0	19,479	100.0	69,222	100.0
Item 23								
23. Was a specific person assigned to you so you could see him/her each time you needed information or assistance? [EARLYCON]	ASNPERS	Yes	84	29.4	5,887	31.3	21,456	32.1
		No	203	70.6	12,922	68.7	45,470	67.9
		Total	287	100.0	18,809	100.0	66,927	100.0

* The comparison group and cohort columns on this page EXCLUDE your college.

**Survey of Entering Student Engagement
Montgomery College (2020 Administration)
2020 Benchmark Bar Chart - Main Survey**
Comparison Group: Extra-Large Colleges in the 2020 Cohort*
Entering Students Only
[Weighted]
High Expectations and Aspirations (HIEXPECT)



* The comparison group and cohort bars on this page INCLUDE your college.

Survey of Entering Student Engagement - Montgomery College (2020 Administration)

2020 Benchmark Means Report - Main Survey

Comparison Group: Extra-Large Colleges in the 2020 Cohort*

Entering Students Only

[Weighted]

High Expectations and Aspirations (HIEEXPECT)

		Your College	Ex-Large Colleges		2020 Cohort	
Item	Variable	Mean	Mean	Effect Size**	Mean	Effect Size**
Item 18: Think about your experiences from the time of your decision to attend this college through the end of the first three weeks of your first semester/quarter.						
1 = Strongly disagree, 2 = Disagree, 3 = Neutral, 4 = Agree, 5 = Strongly agree						
18b. The instructors at this college want me to succeed [HIEEXPECT]	WNTSCCD	4.34	4.23		4.29	
18t. I have the motivation to do what it takes to succeed in college [HIEEXPECT]	ITTAKES	4.19	4.29		4.30	
18u. I am prepared academically to succeed in college [HIEEXPECT]	ACPRPRD	4.14	4.20		4.20	
Item 19: During the first three weeks of your first semester/quarter at this college, about how often did you do the following?						
1 = Never, 2 = Once, 3 = Two or three times, 4 = Four or more times						
19c. Turn in an assignment late [HIEEXPECT]	LATETURN	1.73	1.47	0.39**	1.54	0.27**
19d. Not turn in an assignment [HIEEXPECT]	NOTTURN	1.50	1.48		1.46	
19f. Come to class without completing readings or assignments [HIEEXPECT]	NOTCOMPL	1.66	1.62		1.63	
19s. Skip class [HIEEXPECT]	SKIPCL	1.21	1.28		1.32	

* The comparison group and cohort columns on this page EXCLUDE your college.

** T-test: 2-tailed

If a row contains less than 50 respondents, interpret the comparison results cautiously.

Survey of Entering Student Engagement - Montgomery College (2020 Administration)

2020 Benchmark Frequency Distributions - Main Survey

Comparison Group: Extra-Large Colleges in the 2020 Cohort*

Entering Students Only

[Weighted]

High Expectations and Aspirations (HIEXPECT)

			Your College		Ex-Large Colleges		2020 Cohort	
Item	Variable	Responses	Count	Percent	Count	Percent	Count	Percent
Item 18: Think about your experiences from the time of your decision to attend this college through the end of the first three weeks of your first semester/quarter.								
18b. The instructors at this college want me to succeed [HIEXPECT]	WNTSCCD	Strongly disagree	1	0.5	46	0.2	168	0.2
		Disagree	0	0.2	157	0.8	456	0.7
		Neutral	37	11.5	2,688	13.8	8,241	11.9
		Agree	129	40.6	8,924	45.9	30,675	44.4
		Strongly agree	150	47.3	7,617	39.2	29,598	42.8
		Total	318	100.0	19,432	100.0	69,138	100.0
18t. I have the motivation to do what it takes to succeed in college [HIEXPECT]	ITTAKES	Strongly disagree	4	1.4	167	0.9	608	0.9
		Disagree	11	3.6	360	1.9	1,265	1.8
		Neutral	49	15.5	2,375	12.2	8,519	12.3
		Agree	106	33.5	7,243	37.2	25,362	36.7
		Strongly agree	146	46.1	9,319	47.9	33,437	48.3
		Total	316	100.0	19,465	100.0	69,191	100.0
18u. I am prepared academically to succeed in college [HIEXPECT]	ACPRPRD	Strongly disagree	3	0.9	153	0.8	558	0.8
		Disagree	8	2.7	368	1.9	1,310	1.9
		Neutral	53	16.9	3,117	16.0	10,978	15.8
		Agree	128	40.6	7,723	39.6	27,167	39.2
		Strongly agree	123	38.9	8,157	41.8	29,306	42.3
		Total	315	100.0	19,517	100.0	69,319	100.0
Item 19: During the first three weeks of your first semester/quarter at this college, about how often did you do the following?								
19c. Turn in an assignment late [HIEXPECT]	LATETURN	Never	171	53.6	12,611	64.7	41,883	60.2
		Once	83	26.2	4,939	25.3	19,214	27.6
		Two or three times	43	13.5	1,667	8.5	7,286	10.5
		Four or more times	21	6.7	284	1.5	1,233	1.8
		Total	318	100.0	19,500	100.0	69,616	100.0
19d. Not turn in an assignment [HIEXPECT]	NOTTURN	Never	215	68.9	12,658	65.9	45,875	67.0
		Once	50	16.1	4,378	22.8	15,018	21.9
		Two or three times	34	11.0	1,731	9.0	5,943	8.7
		Four or more times	13	4.0	449	2.3	1,605	2.3
		Total	313	100.0	19,215	100.0	68,441	100.0
19f. Come to class without completing readings or assignments [HIEXPECT]	NOTCOMPL	Never	174	55.2	10,968	56.2	39,017	56.1
		Once	91	28.8	5,645	28.9	19,699	28.3
		Two or three times	33	10.4	2,296	11.8	8,617	12.4
		Four or more times	18	5.6	608	3.1	2,215	3.2
		Total	315	100.0	19,517	100.0	69,548	100.0

* The comparison group and cohort columns on this page EXCLUDE your college.

Survey of Entering Student Engagement - Montgomery College (2020 Administration)

2020 Benchmark Frequency Distributions - Main Survey

Comparison Group: Extra-Large Colleges in the 2020 Cohort*

Entering Students Only

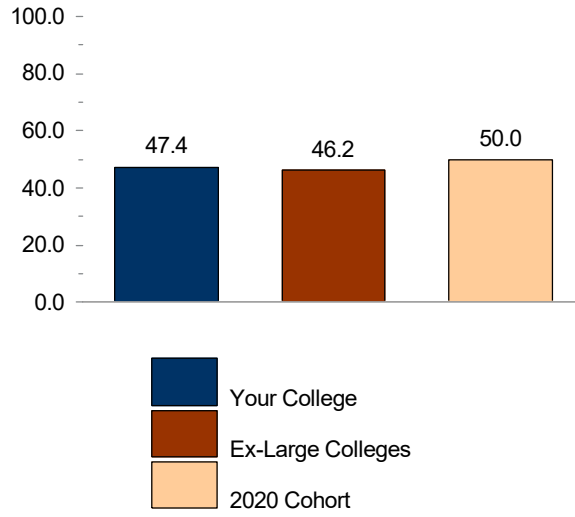
[Weighted]

High Expectations and Aspirations (HIEXPECT)

			Your College		Ex-Large Colleges		2020 Cohort	
Item	Variable	Responses	Count	Percent	Count	Percent	Count	Percent
Item 19: During the first three weeks of your first semester/quarter at this college, about how often did you do the following?								
19s. Skip class [HIEXPECT]	SKIPCL	Never	265	85.5	15,383	78.7	53,683	77.0
		Once	25	8.2	3,043	15.6	10,899	15.6
		Two or three times	17	5.6	945	4.8	4,187	6.0
		Four or more times	2	0.6	187	1.0	920	1.3
Total			310	100.0	19,558	100.0	69,688	100.0

* The comparison group and cohort columns on this page EXCLUDE your college.

**Survey of Entering Student Engagement
Montgomery College (2020 Administration)
2020 Benchmark Bar Chart - Main Survey**
Comparison Group: Extra-Large Colleges in the 2020 Cohort*
Entering Students Only
[Weighted]
Clear Academic Plan and Pathway (ACADPLAN)



* The comparison group and cohort bars on this page INCLUDE your college.

Survey of Entering Student Engagement - Montgomery College (2020 Administration)

2020 Benchmark Means Report - Main Survey

Comparison Group: Extra-Large Colleges in the 2020 Cohort*

Entering Students Only

[Weighted]

Clear Academic Plan and Pathway (ACADPLAN)

		Your College	Ex-Large Colleges		2020 Cohort	
Item	Variable	Mean	Mean	Effect Size**	Mean	Effect Size**
Item 18: Think about your experiences from the time of your decision to attend this college through the end of the first three weeks of your first semester/quarter.						
1 = Strongly disagree, 2 = Disagree, 3 = Neutral, 4 = Agree, 5 = Strongly agree						
18d. I was able to meet with an academic advisor at times convenient for me [ACADPLAN]	AACONTIM	3.69	3.66		3.82	
18e. An advisor helped me to select a course of study, program, or major [ACADPLAN]	AASELMAJ	3.65	3.62		3.77	
18f. An advisor helped me to set academic goals and to create a plan for achieving them [ACADPLAN]	ACADGOAL	3.30	3.36		3.42	
18g. An advisor helped me to identify the courses I needed to take during my first semester/quarter [ACADPLAN]	CRSADV	3.91	3.84		3.97	
18h. A college staff member talked with me about my commitments outside of school (work, children, dependents, etc.) to help me figure out how many courses to take [ACADPLAN]	OSCOMM	2.89	2.78		2.92	

* The comparison group and cohort columns on this page EXCLUDE your college.

** T-test: 2-tailed

If a row contains less than 50 respondents, interpret the comparison results cautiously.

Survey of Entering Student Engagement - Montgomery College (2020 Administration)

2020 Benchmark Frequency Distributions - Main Survey

Comparison Group: Extra-Large Colleges in the 2020 Cohort*

Entering Students Only

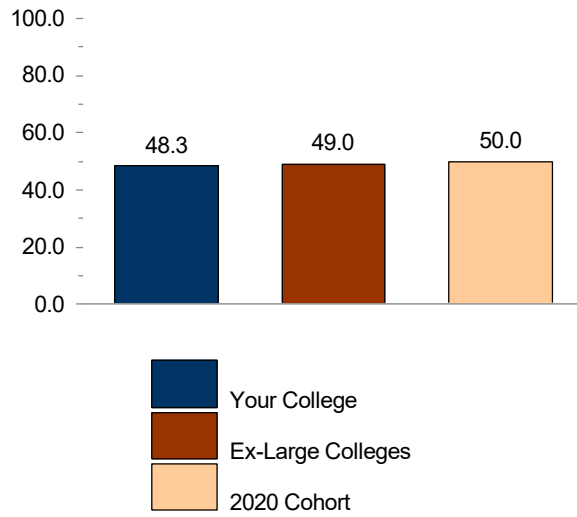
[Weighted]

Clear Academic Plan and Pathway (ACADPLAN)

Item	Variable	Responses	Your College		Ex-Large Colleges		2020 Cohort	
			Count	Percent	Count	Percent	Count	Percent
Item 18: Think about your experiences from the time of your decision to attend this college through the end of the first three weeks of your first semester/quarter.								
18d. I was able to meet with an academic advisor at times convenient for me [ACADPLAN]	AACONTIM	Strongly disagree	22	6.9	680	3.5	1,537	2.2
		Disagree	33	10.5	1,790	9.2	4,825	7.0
		Neutral	53	16.7	5,383	27.8	17,195	25.0
		Agree	121	38.1	7,049	36.4	26,325	38.2
		Strongly agree	88	27.7	4,457	23.0	18,941	27.5
		Total	316	100.0	19,359	100.0	68,823	100.0
18e. An advisor helped me to select a course of study, program, or major [ACADPLAN]	AASELMAJ	Strongly disagree	27	8.4	1,155	5.9	3,147	4.5
		Disagree	37	11.7	2,776	14.2	8,057	11.6
		Neutral	59	18.8	3,649	18.7	12,333	17.8
		Agree	92	29.1	6,650	34.1	24,144	34.8
		Strongly agree	101	32.0	5,290	27.1	21,649	31.2
		Total	316	100.0	19,520	100.0	69,330	100.0
18f. An advisor helped me to set academic goals and to create a plan for achieving them [ACADPLAN]	ACADGOAL	Strongly disagree	31	9.7	1,292	6.6	3,826	5.5
		Disagree	55	17.5	3,772	19.4	12,426	18.0
		Neutral	90	28.4	5,085	26.1	18,727	27.1
		Agree	70	22.0	5,318	27.3	19,226	27.8
		Strongly agree	71	22.4	3,991	20.5	14,928	21.6
		Total	316	100.0	19,459	100.0	69,133	100.0
18g. An advisor helped me to identify the courses I needed to take during my first semester/quarter [ACADPLAN]	CRSADV	Strongly disagree	19	5.9	904	4.6	2,301	3.3
		Disagree	22	7.0	1,852	9.5	5,139	7.4
		Neutral	43	13.7	2,831	14.5	9,450	13.6
		Agree	118	37.4	7,720	39.6	27,779	40.1
		Strongly agree	114	36.1	6,196	31.8	24,616	35.5
		Total	316	100.0	19,503	100.0	69,285	100.0
18h. A college staff member talked with me about my commitments outside of school (work, children, dependents, etc.) to help me figure out how many courses to take [ACADPLAN]	OSCOMM	Strongly disagree	35	11.2	2,705	13.9	8,103	11.7
		Disagree	101	32.1	6,535	33.5	21,283	30.7
		Neutral	84	26.9	4,786	24.5	17,359	25.1
		Agree	49	15.8	3,397	17.4	13,410	19.4
		Strongly agree	44	14.1	2,091	10.7	9,135	13.2
		Total	314	100.0	19,514	100.0	69,289	100.0

* The comparison group and cohort columns on this page EXCLUDE your college.

**Survey of Entering Student Engagement
Montgomery College (2020 Administration)
2020 Benchmark Bar Chart - Main Survey**
Comparison Group: Extra-Large Colleges in the 2020 Cohort*
Entering Students Only
[Weighted]
Effective Track to College Readiness (COLLREAD)



* The comparison group and cohort bars on this page INCLUDE your college.

Survey of Entering Student Engagement - Montgomery College (2020 Administration)

2020 Benchmark Means Report - Main Survey

Comparison Group: Extra-Large Colleges in the 2020 Cohort*

Entering Students Only

[Weighted]

Effective Track to College Readiness (COLLREAD)

		Your College	Ex-Large Colleges		2020 Cohort	
Item	Variable	Mean	Mean	Effect Size**	Mean	Effect Size**
Item 21: Think about your experiences from the time of your decision to attend this college through the end of the first three weeks of your first semester/quarter. Within a class, or through another experience at this college:						
1 = Strongly disagree, 2 = Disagree, 3 = Neutral, 4 = Agree, 5 = Strongly agree						
21a. I learned to improve my study skills (listening, note taking, highlighting readings, working with others, etc.) [COLLREAD]	LNDSTUDY	3.87	3.97		4.01	
21b. I learned to understand my academic strengths and weaknesses [COLLREAD]	LNDACAWK	3.90	3.90		3.95	
21c. I learned skills and strategies to improve my test-taking ability [COLLREAD]	LNSKILLS	3.63	3.58		3.64	
One or more items in this benchmark are not suited to means calculations. Please see the Frequency Distribution that follows for these items.						

* The comparison group and cohort columns on this page EXCLUDE your college.

** T-test: 2-tailed

If a row contains less than 50 respondents, interpret the comparison results cautiously.

Survey of Entering Student Engagement - Montgomery College (2020 Administration)

2020 Benchmark Frequency Distributions - Main Survey

Comparison Group: Extra-Large Colleges in the 2020 Cohort*

Entering Students Only

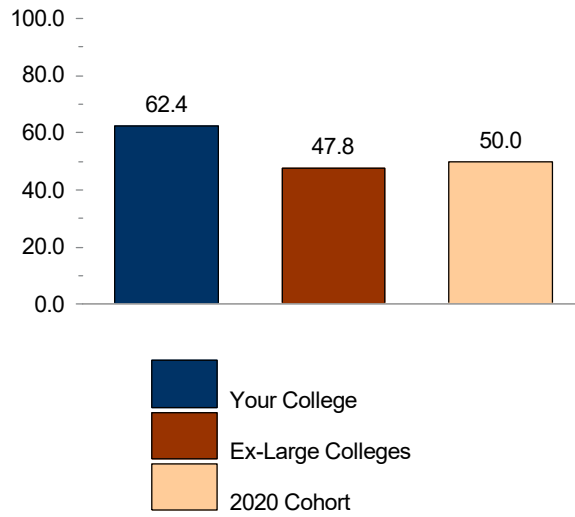
[Weighted]

Effective Track to College Readiness (COLLREAD)

Item	Variable	Responses	Your College		Ex-Large Colleges		2020 Cohort	
			Count	Percent	Count	Percent	Count	Percent
Item 12: Think about your experiences from the time of your decision to attend this college through the end of the first three weeks of your first semester/quarter.								
12a. Before I could register for classes, I was required to take a placement test (COMPASS, ASSET, ACCUPLACER, SAT, ACT, etc.) to assess my skills in reading, writing, and/or math [COLLREAD]	REQPTST	Yes	210	67.8	13,775	71.2	49,664	72.5
		No	100	32.2	5,559	28.8	18,832	27.5
		Total	310	100.0	19,334	100.0	68,496	100.0
12b. I took a placement test (COMPASS, ASSET, ACCUPLACER, SAT, ACT, etc.) [COLLREAD]	TKPTST	Yes	219	74.1	14,473	76.4	52,660	78.5
		No	76	25.9	4,480	23.6	14,428	21.5
		Total	296	100.0	18,953	100.0	67,088	100.0
Item 14								
14. This college required me to enroll in classes indicated by my placement test scores during my first semester/quarter [COLLREAD]	REQCLASS	Yes	170	69.5	10,723	56.4	38,496	57.5
		No	75	30.5	8,305	43.6	28,467	42.5
		Total	245	100.0	19,028	100.0	66,963	100.0
Item 21: Think about your experiences from the time of your decision to attend this college through the end of the first three weeks of your first semester/quarter. Within a class, or through another experience at this college:								
21a. I learned to improve my study skills (listening, note taking, highlighting readings, working with others, etc.) [COLLREAD]	LNDSTUDY	Strongly disagree	9	3.3	302	1.6	1,019	1.5
		Disagree	24	8.1	845	4.4	2,860	4.1
		Neutral	54	18.6	4,117	21.3	13,652	19.8
		Agree	111	38.4	7,931	41.0	28,186	40.8
		Strongly agree	91	31.5	6,170	31.9	23,350	33.8
		Total	290	100.0	19,366	100.0	69,067	100.0
21b. I learned to understand my academic strengths and weaknesses [COLLREAD]	LNDACAWK	Strongly disagree	3	1.2	247	1.3	843	1.2
		Disagree	16	5.7	927	4.8	2,863	4.1
		Neutral	64	22.2	4,654	24.1	15,471	22.4
		Agree	125	43.6	8,107	41.9	29,239	42.4
		Strongly agree	78	27.2	5,405	27.9	20,569	29.8
		Total	287	100.0	19,340	100.0	68,986	100.0
21c. I learned skills and strategies to improve my test-taking ability [COLLREAD]	LNDKLLS	Strongly disagree	5	1.7	539	2.8	1,913	2.8
		Disagree	29	10.3	2,159	11.2	7,062	10.2
		Neutral	89	31.2	6,521	33.7	21,949	31.8
		Agree	106	37.0	5,848	30.2	21,328	30.9
		Strongly agree	56	19.8	4,288	22.2	16,741	24.3
		Total	285	100.0	19,355	100.0	68,992	100.0

* The comparison group and cohort columns on this page EXCLUDE your college.

**Survey of Entering Student Engagement
Montgomery College (2020 Administration)
2020 Benchmark Bar Chart - Main Survey**
Comparison Group: Extra-Large Colleges in the 2020 Cohort*
Entering Students Only
[Weighted]
Engaged Learning (ENGAGLRN)



* The comparison group and cohort bars on this page INCLUDE your college.

Survey of Entering Student Engagement - Montgomery College (2020 Administration)
2020 Benchmark Means Report - Main Survey

Comparison Group: Extra-Large Colleges in the 2020 Cohort*

Entering Students Only

[Weighted]

Engaged Learning (ENGAGLRN)

		Your College	Ex-Large Colleges		2020 Cohort	
Item	Variable	Mean	Mean	Effect Size**	Mean	Effect Size**
Item 19: During the first three weeks of your first semester/quarter at this college, about how often did you do the following?						
1 = Never, 2 = Once, 3 = Two or three times, 4 = Four or more times						
19a. Ask questions in class or contribute to class discussions [ENGAGLRN]	ASKQUES	3.10	2.68	0.49**	2.76	0.40**
19b. Prepare at least two drafts of a paper or assignment before turning it in [ENGAGLRN]	PREPDRFT	2.46	2.10	0.43**	2.11	0.40**
19e. Participate in supplemental instruction (extra class sessions with an instructor, tutor, or experienced student) [ENGAGLRN]	SUPINSTR	1.68	1.53		1.54	
19g. Work with other students on a project or assignment during class [ENGAGLRN]	PINCLASS	2.48	2.43		2.44	
19h. Work with classmates outside of class on class projects or assignments [ENGAGLRN]	PREPOUTC	1.76	1.54	0.27**	1.59	
19i. Participate in a required study group outside of class [ENGAGLRN]	GRPSTUDY	1.38	1.28		1.30	
19j. Participate in a student-initiated (not required) study group outside of class [ENGAGLRN]	NRGSTUDY	1.52	1.28	0.37**	1.31	0.31**
19k. Use an electronic tool (e-mail, text messaging, Facebook, MySpace, class Web site, etc.) to communicate with another student about coursework [ENGAGLRN]	USEINTMG	2.64	2.24	0.37**	2.24	0.37**
19l. Use an electronic tool (e-mail, text messaging, Facebook, MySpace, class Web site, etc.) to communicate with an instructor about coursework [ENGAGLRN]	MAILFAC	3.02	2.13	0.90**	2.26	0.75**
19m. Discuss an assignment or grade with an instructor [ENGAGLRN]	FACASSN	2.22	1.93	0.33**	2.04	0.21**
19n. Ask for help from an instructor regarding questions or problems related to a class [ENGAGLRN]	CLASSREL	2.40	2.26		2.33	
19o. Receive prompt written or oral feedback from instructors on your performance [ENGAGLRN]	FEEDBACK	2.70	2.25	0.47**	2.36	0.35**
19q. Discuss ideas from your readings or classes with instructors outside of class [ENGAGLRN]	FACIDOC	1.73	1.52	0.25**	1.57	
Item 20.2: Think about your experiences from the time of your decision to attend this college through the end of the first three weeks of your first semester/quarter. How often did you use the following services?						
1 = Never, 2 = Once, 3 = Two or three times, 4 = Four or more times						
20.2d. Face-to-face tutoring [ENGAGLRN]	FFTUSE	1.10	1.30	-0.30**	1.31	-0.30**
20.2f. Writing, math, or other skill lab [ENGAGLRN]	SKLABUSE	1.38	1.57		1.56	
20.2h. Computer lab [ENGAGLRN]	COMLBUSE	1.05	1.83	-0.76**	1.87	-0.77**

* The comparison group and cohort columns on this page EXCLUDE your college.

** T-test: 2-tailed

If a row contains less than 50 respondents, interpret the comparison results cautiously.

Survey of Entering Student Engagement - Montgomery College (2020 Administration)

2020 Benchmark Frequency Distributions - Main Survey

Comparison Group: Extra-Large Colleges in the 2020 Cohort*

Entering Students Only

[Weighted]

Engaged Learning (ENGAGLRN)

			Your College		Ex-Large Colleges		2020 Cohort	
Item	Variable	Responses	Count	Percent	Count	Percent	Count	Percent
Item 19: During the first three weeks of your first semester/quarter at this college, about how often did you do the following?								
19a. Ask questions in class or contribute to class discussions [ENGAGLRN]	ASKQUES	Never	13	3.9	2,195	11.2	7,084	10.1
		Once	64	19.8	5,534	28.2	17,671	25.2
		Two or three times	123	38.4	8,172	41.7	30,323	43.3
		Four or more times	121	37.8	3,713	18.9	14,907	21.3
		Total	321	100.0	19,614	100.0	69,985	100.0
19b. Prepare at least two drafts of a paper or assignment before turning it in [ENGAGLRN]	PREPDRFT	Never	62	19.7	5,712	29.3	20,653	29.8
		Once	94	29.7	7,303	37.5	24,832	35.8
		Two or three times	111	35.0	5,228	26.8	19,169	27.6
		Four or more times	49	15.6	1,227	6.3	4,727	6.8
		Total	315	100.0	19,471	100.0	69,381	100.0
19e. Participate in supplemental instruction (extra class sessions with an instructor, tutor, or experienced student) [ENGAGLRN]	SUPINSTR	Never	187	59.4	13,076	66.7	46,532	66.6
		Once	60	19.1	3,461	17.7	12,066	17.3
		Two or three times	48	15.2	2,168	11.1	7,884	11.3
		Four or more times	20	6.3	888	4.5	3,339	4.8
		Total	315	100.0	19,593	100.0	69,821	100.0
19g. Work with other students on a project or assignment during class [ENGAGLRN]	PINCLASS	Never	88	27.9	4,440	22.7	16,027	23.0
		Once	58	18.3	5,195	26.6	17,730	25.4
		Two or three times	101	32.1	7,003	35.8	25,135	36.0
		Four or more times	68	21.7	2,922	14.9	10,863	15.6
		Total	315	100.0	19,560	100.0	69,755	100.0
19h. Work with classmates outside of class on class projects or assignments [ENGAGLRN]	PREPOUTC	Never	175	56.0	12,795	65.8	44,173	63.6
		Once	63	20.3	3,612	18.6	12,812	18.5
		Two or three times	48	15.5	2,201	11.3	8,913	12.8
		Four or more times	26	8.3	847	4.4	3,540	5.1
		Total	313	100.0	19,455	100.0	69,438	100.0
19i. Participate in a required study group outside of class [ENGAGLRN]	GRPSTUDY	Never	247	78.5	16,013	81.7	56,826	81.4
		Once	33	10.4	2,058	10.5	6,821	9.8
		Two or three times	19	6.0	1,111	5.7	4,249	6.1
		Four or more times	16	5.1	412	2.1	1,882	2.7
		Total	315	100.0	19,593	100.0	69,778	100.0
19j. Participate in a student-initiated (not required) study group outside of class [ENGAGLRN]	NRGSTUDY	Never	222	70.4	15,881	81.7	56,083	80.8
		Once	41	13.0	2,074	10.7	7,289	10.5
		Two or three times	33	10.4	1,006	5.2	4,053	5.8
		Four or more times	19	6.1	479	2.5	1,987	2.9
		Total	315	100.0	19,439	100.0	69,411	100.0

* The comparison group and cohort columns on this page EXCLUDE your college.

Survey of Entering Student Engagement - Montgomery College (2020 Administration)
2020 Benchmark Frequency Distributions - Main Survey

Comparison Group: Extra-Large Colleges in the 2020 Cohort*

Entering Students Only

[Weighted]

Engaged Learning (ENGAGLRN)

			Your College		Ex-Large Colleges		2020 Cohort	
Item	Variable	Responses	Count	Percent	Count	Percent	Count	Percent
Item 19: During the first three weeks of your first semester/quarter at this college, about how often did you do the following?								
19k. Use an electronic tool (e-mail, text messaging, Facebook, MySpace, class Web site, etc.) to communicate with another student about coursework [ENGAGLRN]	USEINTMG	Never	79	25.3	6,966	35.5	25,529	36.5
		Once	56	17.7	4,593	23.4	15,408	22.0
		Two or three times	78	24.8	4,361	22.2	15,726	22.5
		Four or more times	102	32.3	3,694	18.8	13,219	18.9
		Total	314	100.0	19,614	100.0	69,883	100.0
19l. Use an electronic tool (e-mail, text messaging, Facebook, MySpace, class Web site, etc.) to communicate with an instructor about coursework [ENGAGLRN]	MAILFAC	Never	26	8.4	6,877	35.3	21,480	30.9
		Once	62	19.9	5,451	28.0	18,831	27.1
		Two or three times	102	32.8	4,759	24.5	18,886	27.2
		Four or more times	121	38.8	2,370	12.2	10,221	14.7
		Total	312	100.0	19,457	100.0	69,418	100.0
19m. Discuss an assignment or grade with an instructor [ENGAGLRN]	FACASSN	Never	99	31.9	7,769	39.7	24,460	35.1
		Once	80	25.9	6,534	33.4	23,332	33.5
		Two or three times	94	30.4	4,050	20.7	16,915	24.3
		Four or more times	37	11.8	1,212	6.2	5,035	7.2
		Total	310	100.0	19,566	100.0	69,743	100.0
19n. Ask for help from an instructor regarding questions or problems related to a class [ENGAGLRN]	CLASSREL	Never	83	26.7	5,205	26.6	16,638	23.9
		Once	68	22.0	6,271	32.1	21,750	31.2
		Two or three times	111	35.7	5,900	30.2	22,606	32.5
		Four or more times	49	15.7	2,155	11.0	8,643	12.4
		Total	312	100.0	19,530	100.0	69,637	100.0
19o. Receive prompt written or oral feedback from instructors on your performance [ENGAGLRN]	FEEDBACK	Never	56	17.9	5,531	28.3	17,404	25.0
		Once	70	22.5	5,852	30.0	19,840	28.5
		Two or three times	99	31.5	5,786	29.6	22,209	31.9
		Four or more times	88	28.1	2,359	12.1	10,153	14.6
		Total	314	100.0	19,528	100.0	69,606	100.0
19q. Discuss ideas from your readings or classes with instructors outside of class [ENGAGLRN]	FACIDOC	Never	181	58.0	13,121	67.2	45,065	64.7
		Once	64	20.5	3,487	17.9	13,090	18.8
		Two or three times	38	12.3	2,015	10.3	7,919	11.4
		Four or more times	29	9.2	909	4.7	3,569	5.1
		Total	312	100.0	19,531	100.0	69,643	100.0
Item 20.2: Think about your experiences from the time of your decision to attend this college through the end of the first three weeks of your first semester/quarter. How often did you use the following services?								
20.2d. Face-to-face tutoring [ENGAGLRN]	FFTUSE	Never	155	92.9	15,112	81.4	53,421	81.3
		Once	8	4.8	1,898	10.2	6,549	10.0
		Two or three times	3	2.0	1,000	5.4	3,531	5.4
		Four or more times	0	0.3	552	3.0	2,227	3.4
		Total	167	100.0	18,563	100.0	65,728	100.0

* The comparison group and cohort columns on this page EXCLUDE your college.

Survey of Entering Student Engagement - Montgomery College (2020 Administration)

2020 Benchmark Frequency Distributions - Main Survey

Comparison Group: Extra-Large Colleges in the 2020 Cohort*

Entering Students Only

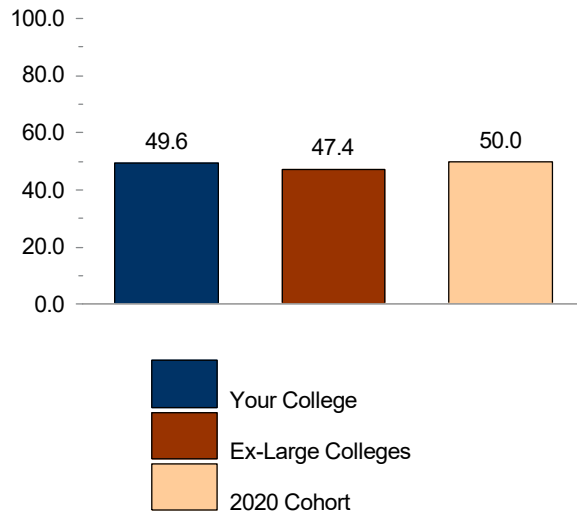
[Weighted]

Engaged Learning (ENGAGLRN)

			Your College		Ex-Large Colleges		2020 Cohort	
Item	Variable	Responses	Count	Percent	Count	Percent	Count	Percent
Item 20.2: Think about your experiences from the time of your decision to attend this college through the end of the first three weeks of your first semester/quarter. How often did you use the following services?								
20.2f. Writing, math, or other skill lab [ENGAGLRN]	SKLABUSE	Never	135	77.4	12,559	68.5	45,509	70.2
		Once	17	9.9	2,542	13.9	7,904	12.2
		Two or three times	17	9.7	1,743	9.5	5,894	9.1
		Four or more times	5	3.0	1,501	8.2	5,488	8.5
		Total	174	100.0	18,345	100.0	64,795	100.0
20.2h. Computer lab [ENGAGLRN]	COMLBUSE	Never	143	95.3	10,338	56.0	35,918	54.9
		Once	6	4.0	3,123	16.9	10,942	16.7
		Two or three times	1	0.6	2,725	14.8	9,808	15.0
		Four or more times	0	N/A	2,271	12.3	8,797	13.4
		Total	150	100.0	18,458	100.0	65,465	100.0

* The comparison group and cohort columns on this page EXCLUDE your college.

**Survey of Entering Student Engagement
Montgomery College (2020 Administration)
2020 Benchmark Bar Chart - Main Survey**
Comparison Group: Extra-Large Colleges in the 2020 Cohort*
Entering Students Only
[Weighted]
Academic and Social Support (ACSOCSUP)



* The comparison group and cohort bars on this page INCLUDE your college.

Survey of Entering Student Engagement - Montgomery College (2020 Administration)

2020 Benchmark Means Report - Main Survey

Comparison Group: Extra-Large Colleges in the 2020 Cohort*

Entering Students Only

[Weighted]

Academic and Social Support (ACSOCSUP)

		Your College	Ex-Large Colleges		2020 Cohort	
Item	Variable	Mean	Mean	Effect Size**	Mean	Effect Size**
Item 18: Think about your experiences from the time of your decision to attend this college through the end of the first three weeks of your first semester/quarter.						
1 = Strongly disagree, 2 = Disagree, 3 = Neutral, 4 = Agree, 5 = Strongly agree						
18l. All instructors clearly explained academic and student support services available at this college [ACSOCSUP]	RESOURCE	3.97	3.88		3.93	
18m. All instructors clearly explained course grading policies [ACSOCSUP]	GRADEPOL	4.18	4.26		4.26	
18n. All instructors clearly explained course syllabi (syllabuses) [ACSOCSUP]	SYLLABI	4.32	4.36		4.36	
18o. I knew how to get in touch with my instructors outside of class [ACSOCSUP]	FACMEET	4.37	4.26		4.29	
18q. At least one other student whom I didn't previously know learned my name [ACSOCSUP]	OSTUDNAM	3.83	3.97		4.03	
18r. At least one instructor learned my name [ACSOCSUP]	FACNAM	4.30	4.04	0.27**	4.19	
18s. I learned the name of at least one other student in most of my classes [ACSOCSUP]	STUNAM	4.20	4.10		4.18	

* The comparison group and cohort columns on this page EXCLUDE your college.

** T-test: 2-tailed

If a row contains less than 50 respondents, interpret the comparison results cautiously.

**Survey of Entering Student Engagement - Montgomery College (2020 Administration)
2020 Benchmark Frequency Distributions - Main Survey**

Comparison Group: Extra-Large Colleges in the 2020 Cohort*

Entering Students Only

[Weighted]

Academic and Social Support (ACSOCSUP)

Item	Variable	Responses	Your College		Ex-Large Colleges		2020 Cohort	
			Count	Percent	Count	Percent	Count	Percent
Item 18: Think about your experiences from the time of your decision to attend this college through the end of the first three weeks of your first semester/quarter.								
18l. All instructors clearly explained academic and student support services available at this college [ACSOCSUP]	RESOURCE	Strongly disagree	3	0.9	365	1.9	1,111	1.6
		Disagree	16	5.0	1,393	7.2	4,681	6.8
		Neutral	65	20.8	3,954	20.4	13,239	19.2
		Agree	132	42.3	8,212	42.3	29,049	42.0
		Strongly agree	97	31.0	5,502	28.3	21,042	30.4
		Total	313	100.0	19,426	100.0	69,123	100.0
18m. All instructors clearly explained course grading policies [ACSOCSUP]	GRADEPOL	Strongly disagree	0	0.2	107	0.5	403	0.6
		Disagree	12	3.9	425	2.2	1,602	2.3
		Neutral	42	13.2	1,898	9.7	6,858	9.9
		Agree	136	43.2	8,921	45.8	30,870	44.6
		Strongly agree	125	39.5	8,128	41.7	29,486	42.6
		Total	316	100.0	19,479	100.0	69,218	100.0
18n. All instructors clearly explained course syllabi (syllabuses) [ACSOCSUP]	SYLLABI	Strongly disagree	1	0.3	82	0.4	304	0.4
		Disagree	4	1.3	347	1.8	1,223	1.8
		Neutral	44	14.1	1,451	7.5	5,351	7.8
		Agree	108	34.3	8,258	42.5	28,813	41.7
		Strongly agree	158	49.9	9,294	47.8	33,332	48.3
		Total	316	100.0	19,432	100.0	69,024	100.0
18o. I knew how to get in touch with my instructors outside of class [ACSOCSUP]	FACMEET	Strongly disagree	5	1.6	152	0.8	470	0.7
		Disagree	3	1.0	432	2.2	1,548	2.2
		Neutral	24	7.6	1,979	10.1	6,462	9.3
		Agree	122	38.5	8,560	43.9	29,736	42.9
		Strongly agree	162	51.2	8,383	43.0	31,075	44.8
		Total	316	100.0	19,505	100.0	69,292	100.0
18q. At least one other student whom I didn't previously know learned my name [ACSOCSUP]	OSTUDNAM	Strongly disagree	12	3.7	777	4.0	2,479	3.6
		Disagree	32	10.0	1,421	7.3	4,688	6.8
		Neutral	59	18.8	2,573	13.2	8,708	12.6
		Agree	110	34.8	7,483	38.4	25,920	37.4
		Strongly agree	103	32.6	7,249	37.2	27,522	39.7
		Total	316	100.0	19,503	100.0	69,317	100.0
18r. At least one instructor learned my name [ACSOCSUP]	FACNAM	Strongly disagree	2	0.8	571	3.0	1,412	2.1
		Disagree	6	1.9	1,262	6.5	3,033	4.4
		Neutral	30	9.5	2,558	13.2	7,331	10.6
		Agree	134	42.6	7,446	38.4	26,455	38.4
		Strongly agree	142	45.2	7,529	38.9	30,623	44.5
		Total	315	100.0	19,366	100.0	68,853	100.0

* The comparison group and cohort columns on this page EXCLUDE your college.

Survey of Entering Student Engagement - Montgomery College (2020 Administration)

2020 Benchmark Frequency Distributions - Main Survey

Comparison Group: Extra-Large Colleges in the 2020 Cohort*

Entering Students Only

[Weighted]

Academic and Social Support (ACSOCSUP)

			Your College		Ex-Large Colleges		2020 Cohort	
Item	Variable	Responses	Count	Percent	Count	Percent	Count	Percent
Item 18: Think about your experiences from the time of your decision to attend this college through the end of the first three weeks of your first semester/quarter.								
18s. I learned the name of at least one other student in most of my classes [ACSOCSUP]	STUNAM	Strongly disagree	5	1.5	564	2.9	1,579	2.3
		Disagree	11	3.6	1,156	5.9	3,509	5.1
		Neutral	33	10.6	2,042	10.5	6,860	9.9
		Agree	133	42.1	7,752	39.7	26,580	38.3
		Strongly agree	133	42.2	7,995	41.0	30,789	44.4
		Total	315	100.0	19,509	100.0	69,318	100.0

* The comparison group and cohort columns on this page EXCLUDE your college.